

FAST FACTS - 2019-20

OAKLAND UNIFIED SCHOOL DISTRICT

Community Schools, Thriving Students!

ALL SCHOOLS¹

Fast Facts is an annual snapshot of data points about OUSD. To compare data across multiple years, check out our dashboards at www.ousddata.org.

Data listed below includes all district-run & district-authorized charter schools. Data listed to the right is based on OUSD district-run schools only. Last updated on **February 10, 2020**.

49,245

NUMBER OF STUDENTS IN OUSD DISTRICT-RUN & DISTRICT-AUTHORIZED CHARTER SCHOOLS



35,938	13,307
# of Students in OUSD District-Run Schools	# of Students in District-Authorized Charter Schools
559 in TK	46 in TK
18,584 in K-5	5,177 in K-5
6,955 in 6-8	3,756 in 6-8
9,840 in 9-12	4,328 in 9-12

116

NUMBER OF OUSD DISTRICT-RUN SCHOOLS & DISTRICT-AUTHORIZED CHARTER SCHOOLS



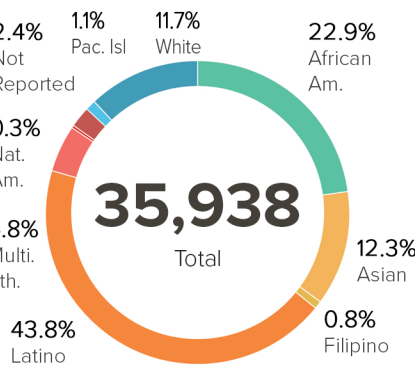
83	33
# of OUSD District-Run Schools	# of District-Authorized Charter Schools
48 Elementary	8 Elementary
5 Grade K-8	8 Grade K-8
12 Middle	3 Middle
3 Grade 6-12	6 Grade 6-12
1 Grade 6-12 Alt	7 High School
7 High School	1 High School Alt.
6 High School Alt.	
1 Ind. Study	

108 TOTAL NUMBER OF OUSD FACILITY SITES/CAMPUSES

76 Sites/Campuses with 83 District-Run Schools. 32 Sites with other uses: Early Childhood Education, Administration, Warehouse, Charter, Vacant, etc.

DISTRICT-RUN SCHOOLS

STUDENTS¹



257 Foster & 902 Homeless.

SPECIAL EDUCATION³

13.5%
STUDENTS WITH DISABILITIES RECEIVING SPECIAL ED. SERVICES IN 2019-20

4,840 Students total, 1,432 Students enrolled in SDC classes, 392 Special Education Teachers.

5,895 Total number served by OUSD Special Education Local Plan (SELPA).

HEALTH & WELLNESS

16 **SCHOOL-BASED HEALTH CENTERS**
8,386 Students served; 36,676 visits in 2018-19.

SUSPENSIONS

3.3%
STUDENTS WITH 1 OR MORE OUT-OF-SCHOOL SUSPENSION IN 2018-19
8.8% African American male students suspended in 2018-19.

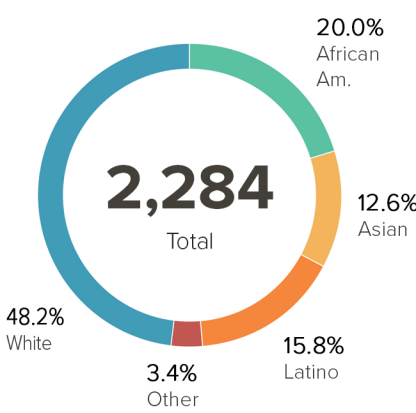
ADULT EDUCATION⁷

1,807
STUDENTS RECEIVED ADULT ED. SERVICES IN 2018-19
8 programs at 21 locations in 2019-20.

SUPERINTENDENT

Dr. Kyla Johnson-Trammell

TEACHERS²



1,577 TK-12 Teachers, 63 Early Childhood Ed. Teachers, 392 Special Ed. Teachers, 13 Adult Ed. Teachers, 239 Other Teachers.

ATTENDANCE⁴

90.17%
AVERAGE DAILY ATTENDANCE IN 2018-19
31.8% Students chronically absent.

HOME LANGUAGES

50.7%
SPEAK NON-ENGLISH HOME LANGUAGE IN 2019-20
33.2% speak Spanish, 4.0% speak Cantonese, 3.6% speak Mam, 2.4% speak Arabic, 2.1% speak Vietnamese.
57 non-English native languages spoken in OUSD.

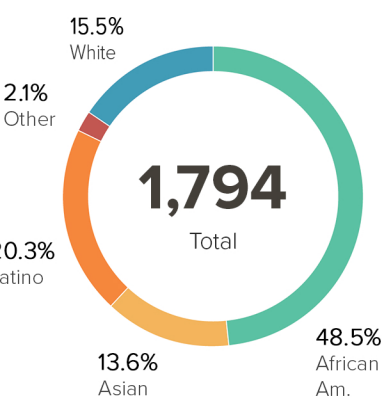
ENGLISH LANGUAGE LEARNERS⁸

32.9%
ENGLISH LANGUAGE LEARNERS IN 2019-20
11,814 Students Total. 45.0% of 4,566 Grade 6-12 ELLs are Long Term English Language Learners.

BOARD OF EDUCATION

DISTRICT 1: Jody London (President)
DISTRICT 2: Aimee Eng
DISTRICT 3: Jumoke Hinton-Hodge
DISTRICT 4: Gary Yee

OTHER SCHOOL STAFF²



145 Principals, Assistant Principals, & Early Childhood Education Site Administrators; 1,649 School Support Staff.

SUMMER LEARNING

6,308
STUDENTS ENROLLED
61 summer learning programs across 36 schools in 2018-19. 30 Partner organizations ran programs sponsored by OUSD.

NEWCOMERS

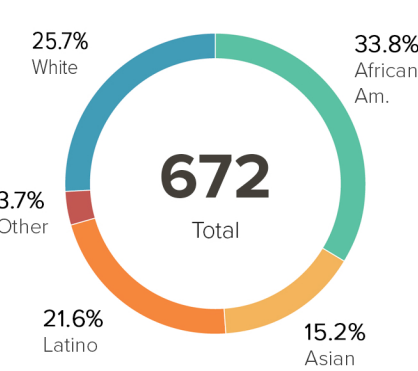
2,978
NEWCOMERS IN 2019-20
13 schools with Newcomer Programs.
233 Refugee students, 254 Asylee students, 679 Unaccompanied Immigrant Youth.

GEOGRAPHIC

2.1 Miles
AVERAGE DISTANCE TRAVELLED BY STUDENTS TO DISTRICT-RUN SCHOOL IN 2019-20
45.4% Students attend a neighborhood school.

DISTRICT 5: Roseann Torres
DISTRICT 6: Shanthi Gonzales (Vice President)
DISTRICT 7: James Harris
STUDENT: Denilson Garibo
STUDENT: Mica Smith-Dahl

CENTRAL OFFICE STAFF²



BUDGET⁵

\$787.9 Million
2019-20 TOTAL BUDGETED EXPENDITURE
\$567.1 Million General Fund Expenditure.

AFTER SCHOOL PROGRAMS

74 **AFTER SCHOOL PROGRAM SITES**
8,000 Average number of students served daily, 20,297 Students served all year, 13 After school community based organizations in 2018-19.

EARLY CHILDHOOD EDUCATION

1,499
PRE-K STUDENTS IN 2019-20
1,499 Pre-K Students, 175 School Age Students, 29 ECE Sites, 63 ECE Teachers in 2019-20.

CHILD NUTRITION

71.2%
STUDENTS ELIGIBLE FOR FREE & REDUCED PRICE LUNCH IN 2019-20
9,761 Average number of breakfasts served daily and 16,631 Average number of lunches served daily in 2018-19.

CONTACT

1000 Broadway Suite 300
Oakland, CA 94607
(510) 879-8200
www.ousd.org

EMPLOYEE SALARY²

\$47,967

BEGINNING SALARY FOR A TK-12 TEACHER IN 2019-20

	Minimum	Maximum
TK-12 Teacher	\$47,967	\$86,235
All Teachers	\$31,958	\$103,482
School Support	\$22,392	\$126,383
School Leader	\$77,632	\$147,857
Central Office	\$20,894	\$240,000

COLLEGE & CAREER PATHWAYS⁶

79.8%
GRADE 10-12 STUDENTS ENROLLED IN A PATHWAY IN 2018-19
35 Career-themed Pathways in 14 high schools/Grade 6-12 schools.

GRADUATION & DROPOUT⁹

72.6%
4-YEAR COHORT GRADUATION RATE IN 2018-19
14.2% 4-Year Cohort Dropout Rate, 0.1% GED Completer, 1.6% Special Ed. Certificate, 10.3% Still Enrolled.
40.3% of graduates met A-G (UC/CSU) Requirements.

COLLEGE ENROLLMENT

59.5%
HIGH SCHOOL GRADUATES FROM 2018-19 ATTENDED COLLEGE IN FALL 2019 (1,244 OF 2,092)
26.6% attended a 2-year college & 32.8% attended a 4-year college.

Produced by the Department of
RESEARCH, ASSESSMENT & DATA

FAST FACTS - 2019-20

OAKLAND UNIFIED SCHOOL DISTRICT

Community Schools, Thriving Students!

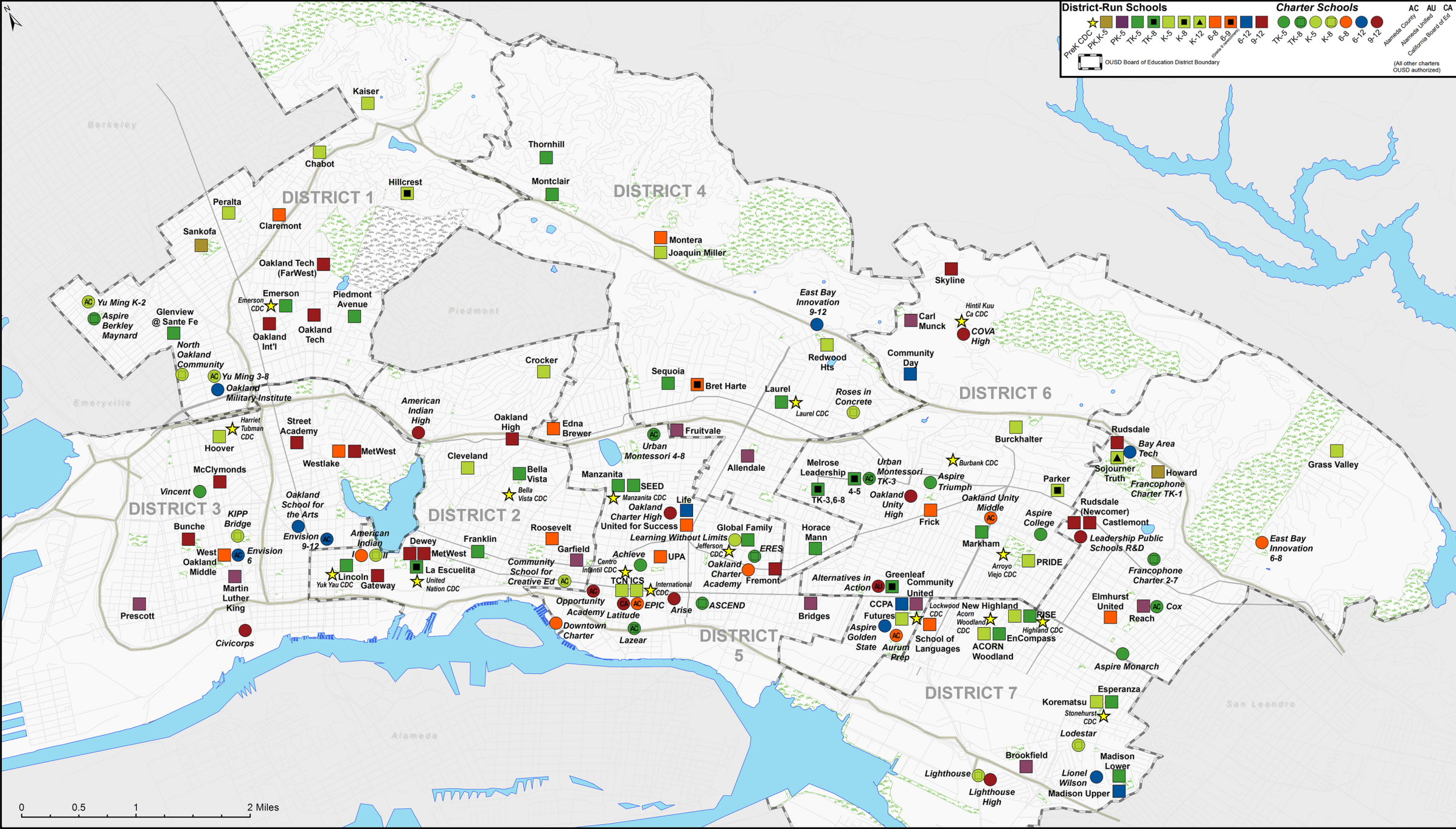
NOTES

DATA SOURCES: Adult Education Programs; Oakland Adult & Career Education; After School Programs - Community Schools & Student Services (CSSS); Attendance - Research, Assessment and Data (RAD), Technology Services; Budget - RAD; Central Office Staff - RAD; Child Nutrition - Nutrition Services, RAD; College & Career Pathways - RAD; College Enrollment - National Student Clearinghouse; Early Childhood Education - Early Childhood Education Office, RAD; Employee Salary - RAD; English Language Learners - RAD; Geographic - RAD; Graduation Dropout - California Department of Ed. (CDE); Health & Wellnes - CSSS; Home Languages - RAD; Newcomers - RAD; Other School Staff - RAD; Schools Map - RAD; Special Education - RAD; Students - RAD; Summer Learning - CSSS, RAD; Suspension - RAD; Teachers - RAD; Total Enrollment, Total Number of Schools - Office of Charter Schools, RAD; Total Number of Facilities - MKThink.

FOOTNOTES: 1) Preliminary TK-12 enrollment is based on data from the first Wednesday of October; 2) Teacher definition excludes STIP subs. Other Teachers are in positions 'Teacher 11 months' or 'Teacher on Special Assignment.' School Leaders include TK-12 principals, assistant principals, and CDC site administrators. Salaries represent base salaries for annual employees and exclude stipends. TK-12 Teacher and School Leader salaries are based on the top of bottom of the salary scales for these positions. All Teacher, School Support Staff, and Central Office salaries are based on the minimum and maximum salaries of staff in these positions as of 10/15/19, excluding board members and the superintendent; 3) Special Ed. enrollment includes students with disabilities enrolled in OUSD district-run schools. Nonpublic nonsectarian school (NPS), PEC Home and Hospital, and PEC Young Adults Program are excluded. SELPA totals include students enrolled in non-OU SD schools but are served by OUSD SELPA.

ALL SCHOOLS (School and sites subject to change).

www.ousddata.org For more data, visit our website!



Continued from Footnotes

4) Chronic Absence is defined as being absent 10% or more of school days for any reason; 5) Based on General Fund budgeted expenditures adopted by the Board of Education on 6/26/2019. 6) College & Career Pathways follow industry-themed courses that prepare high school students for career and a full range of postsecondary options; 7) Adult Ed. Programs include Citizenship, ESL College & Career Readiness, Family Literacy, Integrated Education & Training, GED and Basic Skills, High School Diploma, Pre-Apprenticeship, and Project SEARCH. 21 locations include 12 OUSD sites and 9 non-OU SD sites. 8) Students are Long Term English Language Learners if they have been enrolled for over 6 years in a US school without reclassifying as English Fluent; 9) Graduation & Dropout percentages based on CalPADS data; This document is double sided & was designed to be printed on 11 x 17 paper. Last updated on **February 10, 2020**. Graphical icons downloaded from www.iconsmind.com.

CONTACT

1000 Broadway Suite 300
Oakland, CA 94607
(510) 879-8200
www.ousd.org